

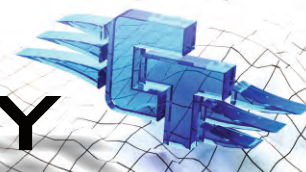
CONNECT EACH OTHER

VOIP SOLUTION

**CT-IPM 4 IN 1 MULTIFUNCTIONAL DEVICE
IN A COMPACT 1 U 19" DESIGN.**

- SIP V2.0 VOIP GATEWAY. SUPPORT G.711, ACELP 4.8, G.729AB.
- 32 FXO/FXS PABX. E1 LINE R1.5 OR EDSS.
- 6 100BASE-TX AND 2 100BASE-FX PORTS FULL FUNCTIONAL IP ROUTER.
- SMART LAN SWITCH WITH STP SUPPORT AND STATISTICS.

CT COMPANY





CT-IPM SOLUTION

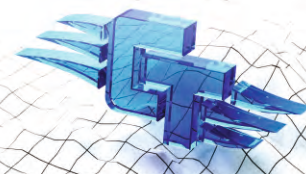
AS A SWITCH, LAN:

- IMPLEMENTATION OF STP PROTOCOL
- COLLECTION OF STATISTICS (ON SENT/RECEIVED ETHERNET FRAMES) VIA EACH PORT AND ITS TRANSMISSION TO EXTERNAL EQUIPMENT
- CONTROL THE STATUS OF ETHERNET CONNECTIONS AND AUTOMATICALLY SEND THE SNMP MESSAGE ON CONNECTION / DISCONNECTION TO EXTERNAL EQUIPMENT
- CONTROL OF PARAMETERS VIA SNMP (VERSION 2) PROTOCOL: CONFIGURATION AND STATE OF PORTS, PORT PRIORITY COMMAND ON/OFF, ESTABLISHMENT OF PRIORITY LEVELS VIA TOS, PORT BASED VLAN MODE ON/OFF, INPUT AND OUTPUT FLOW RATE OF EACH PORT.

AS AN IP-ROUTER:

- FILTRATION OF IP PACKETS VIA SNMP (VERSION 2) PROTOCOL TO THE COMPLETE CRITERIA SET
- TRANSLATION OF NETWORK ADDRESSES ACCORDING TO THE NAT (NETWORK ADDRESS TRANSLATION) AND PAT (PORT ADDRESS TRANSLATION) TECHNOLOGY
- SUPPORT OF TRAFFIC PRIORITIES: VIA TOS FIELDS, VIA IP-ADDRESS OF RECEIVER AND SENDER
- SUPPORT OF DYNAMIC ROUTING
- COLLECTION AND TRANSMISSION OF STATISTICS VIA IP, TCP, UDP, ICMP PROTOCOLS AND IP-NETWORK USERS
- CONTROL OF PARAMETERS VIA ASSIGNED INTERFACES: FILTERING, NETWORK ADDRESS TRANSLATION, PRIORITIES AND OTHER FUNCTIONS.

CT-IPM



AS AN IP-PBX:

- ESTABLISHMENT OF CONNECTIONS BETWEEN INTERNAL FXS USERS
- ESTABLISHMENT OF CONNECTIONS VIA SIP PROTOCOL
- SUPPORT OF MODES OF PROXY SERVER AND SIP CUSTOMER
- CONNECTION OF PAYPHONES VIA FXS INTERFACE AND PROVISION OF CONNECTION WITH PAYPHONE MANAGEMENT CENTER VIA IP CHANNEL
- SIMULTANEOUS IMPLEMENTATION OF UP TO 12 CONNECTIONS WITH 8 KBIT/S CODEC, 4.8 KBIT/S ACELP TO OPERATE ON LOW-SPEED IP-CHANNEL
- CONTROL OF EQUIPMENT PARAMETERS AND LINE FEATURES, USER RIGHTS, SIP PROTOCOL SETTINGS, SPEECH CODING MODE VIA SNMP (VERSION 2) PROTOCOL.


AS A E1 GATEWAY:

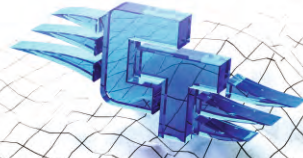


- TRANSFORMATION OF SPEECH AND SERVICE INFORMATION, RECEIVED FROM PBX IN TERMS OF BIT TRANSFER RATE, INTO IP-FLOW AND REVERSE TRANSFORMATION FROM IP-FLOW INTO BIT TRANSFER RATE
- SUPPORT OF PROTOCOLS OF TELEPHONE SIGNALING: R 1.5 AND EDSS 1
- SUPPORT OF PROTOCOL OF SIP 2.0 IP-TELEPHONY NETWORK SIGNALING
- TWO-WAY CONVERSION OF TELEPHONE SIGNALING INTO IP-TELEPHONY NETWORK SIGNALING
- CODING OF SPEECH IN SYNCHRONIC MODE ACCORDING TO THE G.711 RECOMMENDATION
- CODING OF SPEECH IN PACKET MODE ACCORDING TO THE G.711, ACELP 4.8, G.729AB RECOMMENDATION

TECHNICAL CHARACTERISTICS:

PROTOCOL SUPPORTED	STP, IP, ICMP, TCP, UDP, ARP, FTP, TFTP, DNS, HTTP, SNMP, MIB II, NAT, PAT, DHCP, VLAN (802.1q), PPPoE, SIP
FUNCTIONAL	ROUTER / BRIDGE MODE, IP-FILTERING, SMART ETHERNET SWITCH , 32 LINE PABX, SIP v2.0 GATEWAY
CONNECTIONS	6 10/100BASE-TX + 2 100BASE-FX, 32 FXO/FXS, 1 E1 (R1.5, EDSS)
MANAGMENT	WEB, SNMP, SNMP TRAP
SPEECH CODING	G.711, ACELP 4,8, G.729AB
STATISTICS	BY EVERY ETHERNET AND OPTICAL PORT. CALLS OF PABX AND SIP GATEWAY.
DIMENSIONS	19" RACK, 1 U
POWER SUPPLY	110/220V ~ 50Hz

CT-IPM





DESIGN BY MOW MAFIK (SU)